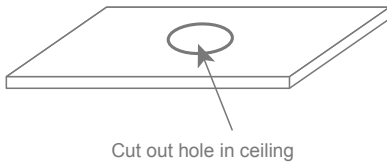


TICK-8-WHT

Specifications

Voltage:	240V AC	Lumen (±5%):	Warm White 3000K - 750lm Neutral White 4000K - 800lm White 5700K - 780lm	Dimmable:	Yes
Power:	8W	Beam Angle:	110°	Operating Temp:	-20 ~ 45°C
IP Rating:	44	CCT:	3000K - 4000K - 5700K	Power Factor:	0.9
CRI:	≥80	Lifespan:	35,000hrs		

1



Cut out hole in ceiling

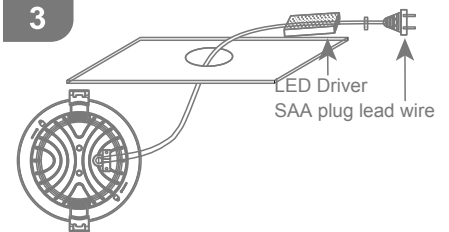
Cut out a hole in the ceiling. Ensure there is sufficient clearance in the area where you will be positioning the fitting.

2



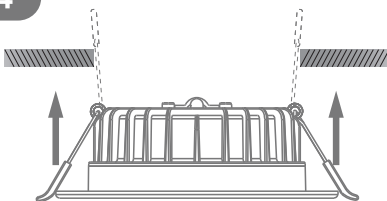
Choose the preferred colour temperature via the switch on the controller.

3



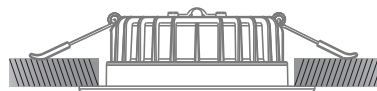
Connect the fitting to the mains via the power plug.

4



Fit the fixture in the ceiling by lifting the spring clips upwards.

5



Once in place the spring clips should be against the top of the ceiling and support the fitting.

Note: -The lamp must be installed by professional electrician
-Ensure the power supply is switched off before fitting this product

-Do not touch the lamp when in use
-Keep away from hot steam and corrosive gas